



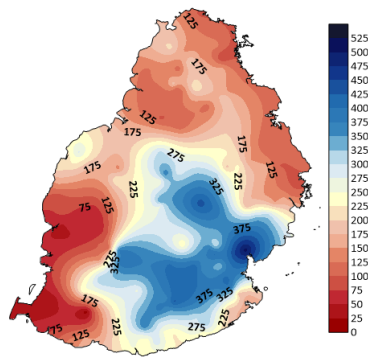
MAURITIUS METEOROLOGICAL SERVICES

CLIMATE APRIL 2024

Introduction

April 2024 recorded normal rainfall and the mean temperature was slightly warmer than the normal for the month. The El Niño Southern Oscillation (ENSO) was in the positive phase whereas the Indian Ocean Dipole (IOD) and the Subtropical Indian Ocean Dipole (SIOD) were in the neutral and negative phases respectively. The Madden Julian Oscillation was weak in the Indian Ocean during the month. One tropical storm, namely Hidaya formed in the South West Indian Ocean basin at the end of the month and did not influence weather over the Mascarenes.

Monthly rainfall



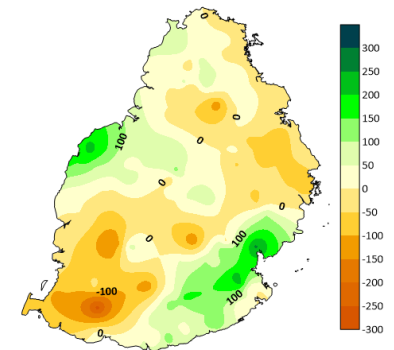
Rainfall

Normal rainfall was recorded for April 2024, amounting to 225 mm and which represents 109 % of the long-term mean.

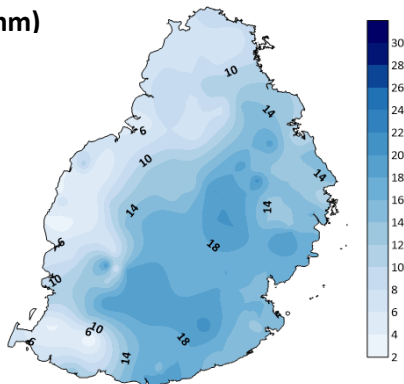
About 47% of the total rainfall was recorded in the first fortnight and the remaining amount in the second fortnight.

The highest cumulative rainfall for the month was 509.8 mm recorded at Ferney.

Monthly rainfall Anomaly



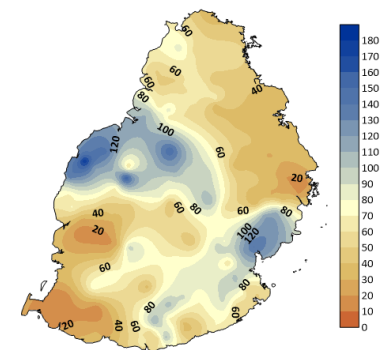
Rainfall days (> 1 mm)



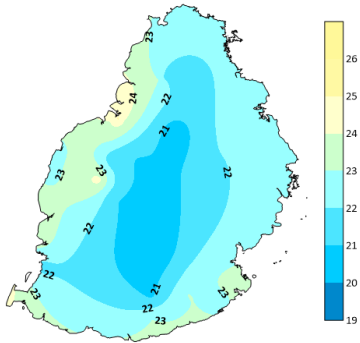
The highest number of rainy days (≥ 1 mm) was observed at Gros Bois and Gibraltar with 21 rainy days. Elsewhere, the number of rainy days varied between 2 and 20.

Highest 24-hour rainfall was 178.0 mm recorded at Antoine Medine, on 21 April.

Highest 24-hour Rainfall



Minimum Temperature

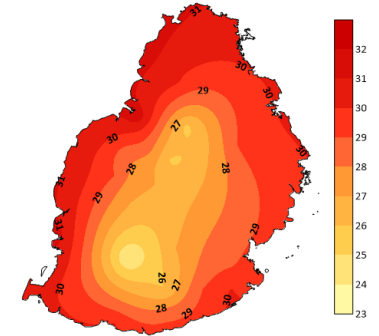


Temperature

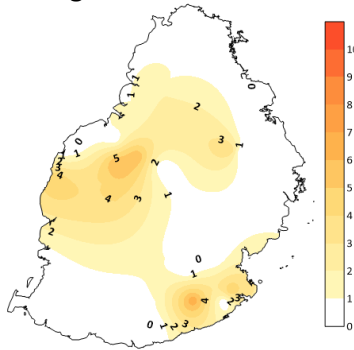
The highest maximum recorded was 33.9 °C at Champs de Mars and Riviere Noire, recorded on 12 and 15 April respectively. The lowest maximum temperature recorded was 20.7 °C at Grand Bassin on 30 April.

The highest minimum was 26.9 °C at Port Louis, recorded on 25 April. The lowest minimum was 17.1 °C at Grand Bassin on 18 April.

Maximum Temperature



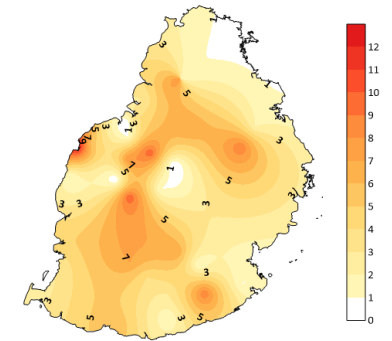
Warm nights



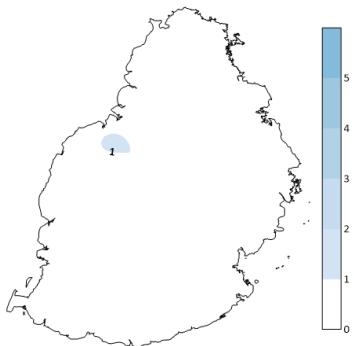
Few warm nights were recorded during the month. The highest number of warm nights observed was 07 at La Baraque and 06 at Redit and Mon Desert Alma respectively.

Days were particularly warm mainly over the western parts of the island. The highest number of warm days was 14 at Quatres Bornes and 13 at Albion.

Warm days



Cold nights

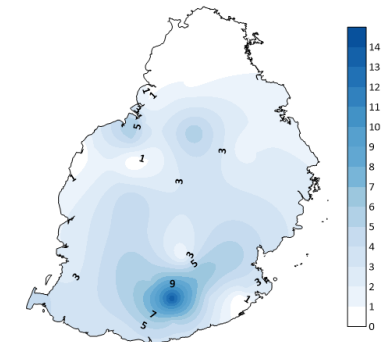


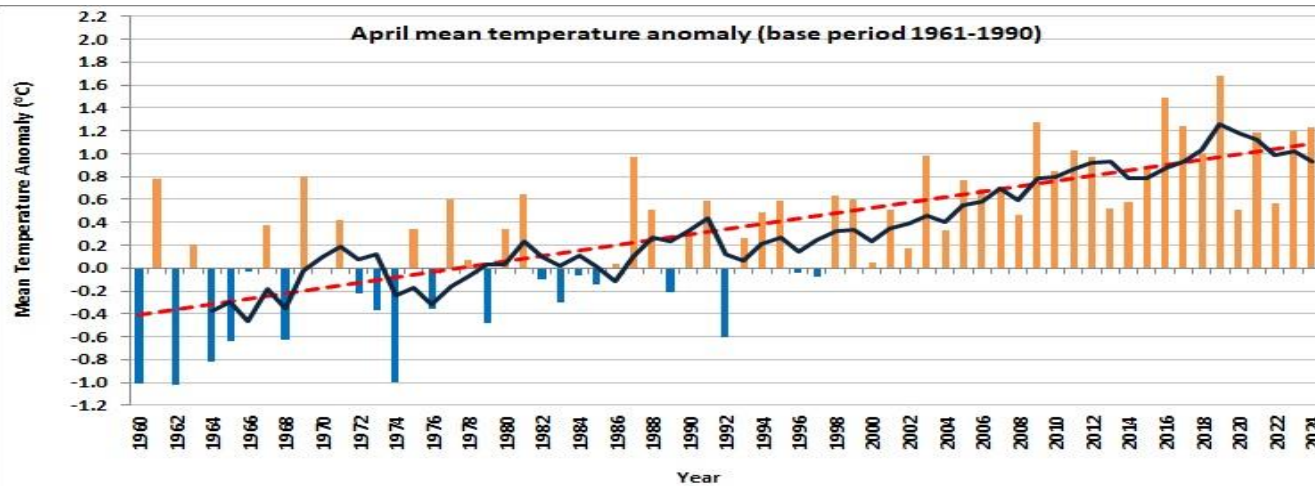
Few cold nights and cold days were recorded during the month.

The highest number of cold nights was 07 at La Baraque and 6 at Redit and Mon Desert Alma.

The highest number of cold days was 07 at Rose Belle and 6 at Grand Bassin, Bois Cheri, Riche en Eau and Nouvelle Decouverte.

Cold days



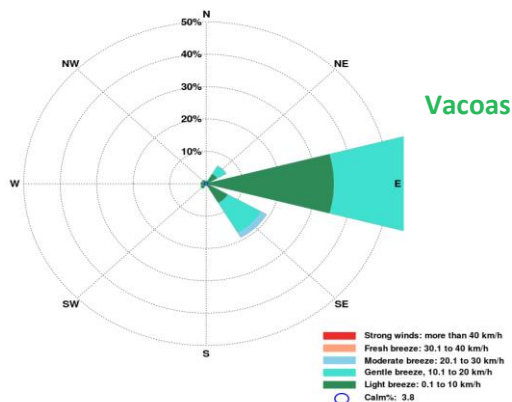
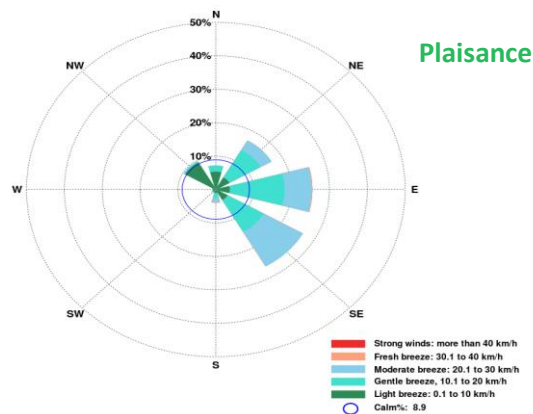


April 2024 was the fifth warmest since 1960.

The mean temperature over the island was 0.6 °C warmer than the LTM of 1991-2020.

The mean minimum temperature and the mean maximum temperature were 0.7 °C and 0.5 °C warmer than long-term mean respectively.

Winds



Wind frequencies from Plaisance (top) and Vacoas (bottom) show winds mainly from the Eastern sectors. Light to moderate winds prevailed most of the time over the island.

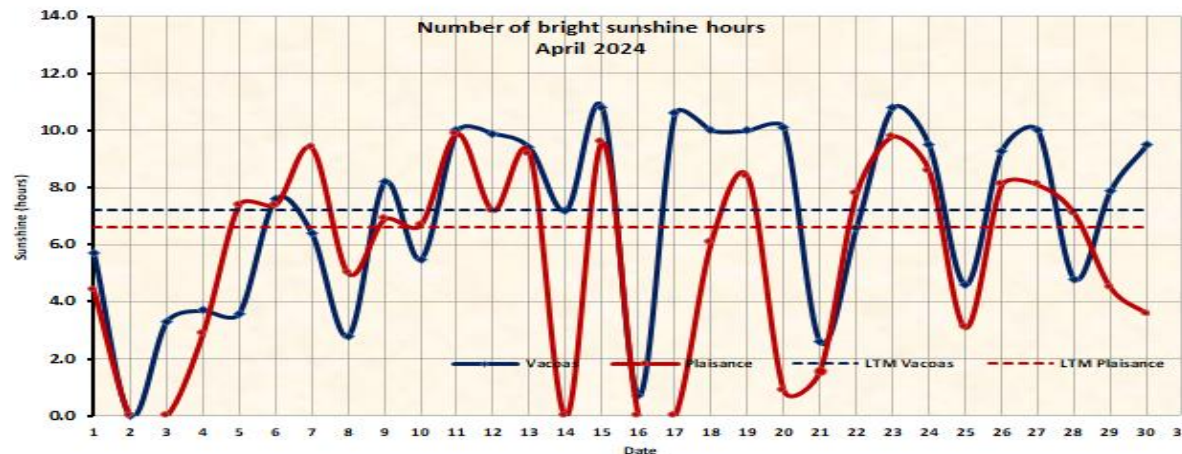
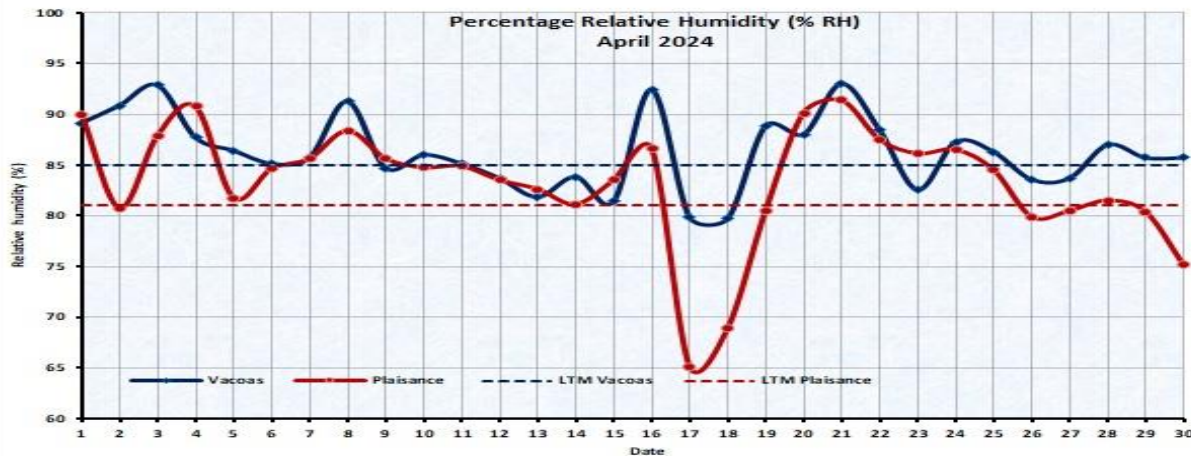
The highest gusts recorded over the island were as follows:

Regions	Highest gusts (km/h)	Date
Champ de Mars	79	17
Dom. les Pailles	76	2,16,17
Vacoas	64	17
Plaisance	63	4
Q. Victoria	61	4
N. Decouverte	61	1
St. Felix	61	2

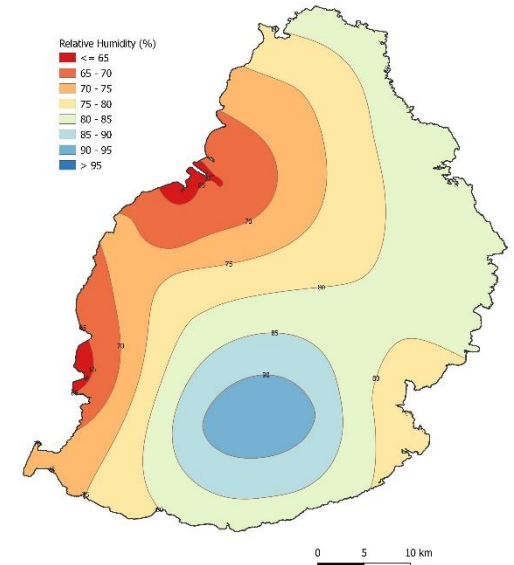
Sunshine and Humidity

On average the mean relative humidity for the month was close to the normal both at Vacoas and Plaisance. The daily humidity ranged from 80 to 93 % at Vacoas and from 65 to 91 % at Plaisance.

The number of daily bright sunshine hours were 98 % of the normal at Vacoas and 83 % at Plaisance (anomaly of -0.2 at Vacoas and -1.1 at Plaisance). The highest number of sunshine hours at Vacoas was 10.8 (recorded on 15 April) and 9.9 at Plaisance (recorded on 11 April). The lowest number of sunshine hours was 0 both at Vacoas (recorded on 02 April) and at Plaisance (recorded on 02, 03, 14, 16 and 17 April). The total number of monthly bright sunshine hours was 211.1 at Vacoas and 163.7 at Plaisance.



Monthly mean humidity April 2024



Monthly total sunshine hours April 2024

